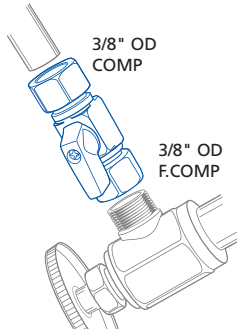


## ADD-A- STOP VALVE



PART / PIÈCE 1650038



ADD-A-STOP™ Retro Fit Valve

- fits onto old adapter or ceased supply stop
- leaves old parts in place
- doesn't disturb old joints
- 1/4 turn ball valve ensures reliable valve closure

Waterline's ADD-A-STOP™ connects to copper, plastic or braided stainless steel supply tubes. Easily installs between kitchen sink faucet and supply tube, without piercing the line.

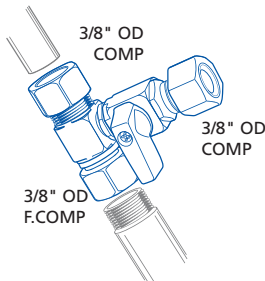
Instructions:

1. Shut off main water supply
2. Remove old supply nut
3. Install ADD-A-STOP™ valve
4. Tighten firmly with crescent wrench

DO NOT OVER TIGHTEN

NOTE: DO NOT USE PIPE DOPE OR PLUMBERS TAPE WHEN INSTALLING THIS PRODUCT

PART / PIÈCE 1650138



ADD-A-STOP™ adapter tee and integrated 1/4 turn ball valve.

- easy & quick installation, no special tools required and no soldering

Waterline's ADD-A-STOP™ tee valve converts a 3/8" compression stop valve or adapter to a dual outlet valve for use with copper, plastic and stainless steel braided supply lines.

Applications

- dishwasher installations
- home/office automatic coffee machine

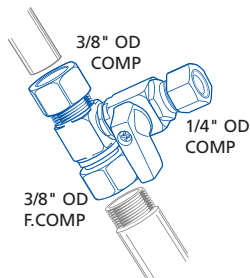
Instructions:

1. Shut-off your cold water valve to your faucet
2. Disconnect the 3/8" compression fitting & supply line
3. Install tee valve & supply line
4. Tighten firmly with crescent wrench.

DO NOT OVER TIGHTEN

NOTE: DO NOT USE PIPE DOPE OR PLUMBERS TAPE WHEN INSTALLING THIS PRODUCT.

PART / PIÈCE 1650338



ADD-A-STOP™ adapter tee and integrated 1/4 turn ball valve.

- easy & quick installation, no special tools required and no soldering

Waterline's ADD-A-STOP™

tee valve converts a 3/8" compression stop valve or adapter to a dual outlet valve for use with copper, plastic and stainless steel braided supply lines.

Applications

- filtered water systems
- refrigerator ice maker
- instant hot water supply

Instructions:

1. Shut-off your cold water valve to your faucet
2. Disconnect the 3/8" compression fitting & supply line
3. Install tee valve & supply line
4. Tighten firmly with crescent Wrench.

DO NOT OVER TIGHTEN

NOTE: DO NOT USE PIPE DOPE OR PLUMBERS TAPE WHEN INSTALLING THIS PRODUCT.